



G80 Winch Line / Tail Chain78
Side Chain78
Claw Cross Chain78
Cross Chain Hooks79
Machine Chain Straight79
Coil Chain Straight Link79
Sash Chain80
Buoy Chain80
Drive Sprockets81
Long Wall Mining Chain82
Padless Shackle Connectors83
Special Chain Connector83
Grinding Mill Liner Bolt Specifications84

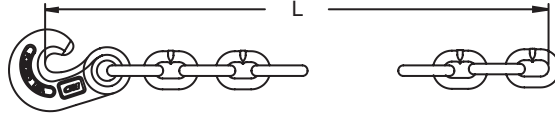
Specialty Chain

Specialty Chain



Winch Line / Tail Chain Gr-80

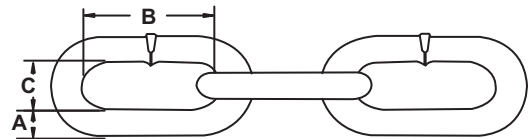
- Available in Grade 80
- Most comprehensive line in the market
- Working Load Limits up to 47,700 lbs
- Odd number of links to prevent twisting of chain during hook up
- All assemblies 100% proof tested



Chain Size	Working Load Limit	Product Code	L	Finish	Weight
in.	lb.		in.		lb.
5/8	18,100	695178	18	Black	8.16
3/4	28,300	695180	18	Black	13.64
7/8	34,200	695183	24	Black	19.44
1	47,700	695185	24	Black	24.46

Side Chain


- Made from Mild Carbon Steel
- Use to attach cross chain on the rim of tires
- Available in Zinc Plated upon request



Trade Size	Product Code Polished	A	B	C	Links	Weight
		in.	in.	in.	per ft.	lb. / ft.
6/0	214579	0.281	1.830	0.500	6.56	0.59
7/0	314031	0.312	2.070	0.500	5.80	0.72
8/0	214584	0.343	1.937	0.531	6.20	0.88
9/0	214585	0.375	2.260	0.610	5.31	1.07
11/0	214588	0.437	2.330	0.656	5.15	1.49

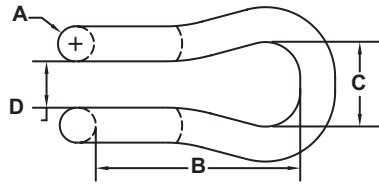
Claw Cross Chain

- Made from tear drop shape steel for improved traction
- Commercial grade chain for heavy duty trucks
- Case hardened for longer wear
- Components available to fit chain
- Cut lengths available from 7 to 27 links



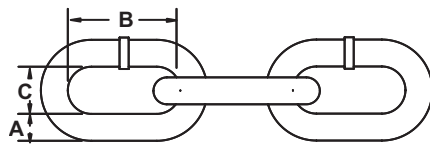
Trade Size	Product Code	Quantity Per Pack	A	B	C	Finish	Weight
			ft.	in.	in.	in.	lb. / ft.
7/0	315931	100	0.312	1.093	0.467	Self Colored	1.00
8/0	315934	100	0.343	1.234	0.537	Self Colored	1.27
9/0	315937	50	0.375	1.266	0.671	Self Colored	1.60

Cross Chain Hooks



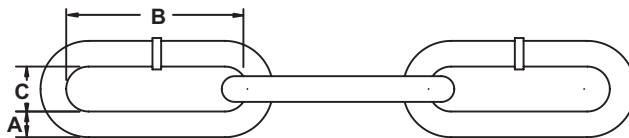
Trade Size	Product Code	A	B	C	D	Finish	Weight
		in.	in.	in.	in.		lb. / each
# 4	221130	0.312	1.562	0.750	0.375	Self Colored	0.17
# 6	221136	0.375	1.750	0.750	0.406	Self Colored	0.27
# 6.5	221141	0.406	1.750	0.750	0.438	Self Colored	0.31
# 7	221143	0.437	2.125	0.938	0.563	Self Colored	0.44

Machine Chain Straight Link



Trade Size	Working Load Limit	Product Code	Quantity Per Pack	A	B	C	App. Weight	App. No. of Links
	lb.		ft.				lb. / ft.	per ft.
#4	215	621309	100	0.120	0.550	0.210	0.117	21.18
#3	270	621311	100	0.135	0.590	0.240	0.152	20.34
#2	325	621313	100	0.148	0.610	0.260	0.183	19.67
1/0	465	621317	100	0.177	0.740	0.310	0.271	16.22
2/0	545	621319	100	0.192	0.780	0.340	0.326	15.38
4/0	700	621321	100	0.218	0.990	0.380	0.386	12.12
5/0	925	621325	100	0.250	1.070	0.440	0.544	11.21

Coil Chain Straight Link



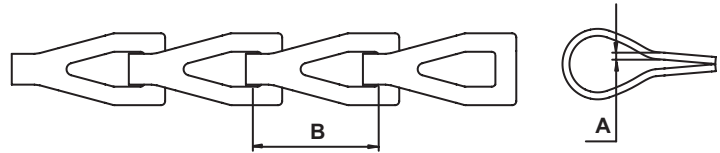
Trade Size	Working Load Limit	Product Code	Quantity Per Pack	A	B	C	App. Weight	App. No. of Links
	lb.		ft.				lb. / ft.	per ft.
#4	205	620309	100	0.120	1.110	0.210	0.10	10.81
#3	255	620311	100	0.135	1.170	0.240	0.13	10.26
#2	310	620313	75	0.148	1.180	0.260	0.15	10.17
1/0	440	620317	100	0.177	1.250	0.310	0.22	9.60
2/0	520	620319	100	0.192	1.260	0.340	0.27	9.52
4/0	670	620321	100	0.218	1.390	0.380	0.35	8.63
5/0	880	620325	100	0.250	1.520	0.440	0.46	7.89

Specialty Chain

Sash Chain



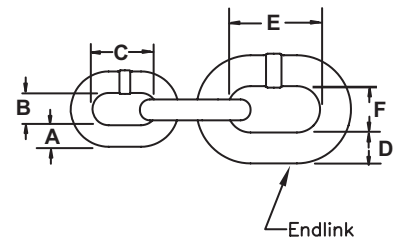
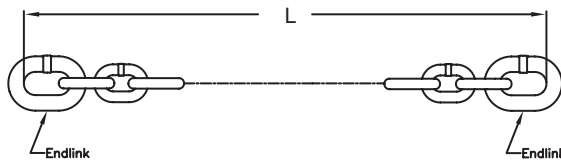
- Meets or exceeds ASTM & NACM standards where applicable
- Available in various finishes
- Sold by carton, reel or pails
- Custom cuts for OEM applications are available



Typically uses for sash chain are pulley applications in windows and window sashes.

Trade Size	Working Load Limit	Product Code		Quantity Per Carton	A	B	App. Weight	App. No. of Links
		Zinc Plated						
	lb.		ft.		in.	in.	lb. / ft.	per ft.
8	7.5	683451	100	100	0.035	0.550	3.90	21.82
25	94	683452	100	100	0.042	0.550	4.90	21.82
30	81	683453	100	100	0.028	0.560	5.50	21.43
35	106	683454	100	100	0.035	0.560	5.90	21.43
40	131	683456	100	100	0.042	0.560	8.00	21.43
45	175	683457	100	100	0.050	0.560	9.50	21.43
50	225	683458	100	100	0.062	0.590	12.00	20.34

Buoy Chain



Chain Size	Min. Break Strength	Product Code	Chain Dimensions			Endlink Dimensions				Finish	Weight
			L	A	B	C	D	E	F		
in.	lb.		ft.	in.	in.	in.	in.	in.	in.		lb. / ft.
1/2	15,000	6510049	90	0.500	3.00	1.875	0.750	4.50	2.688	Self Colored	2.15
1/2	15,000	6510048	45	0.500	3.00	1.875	0.750	4.50	2.688	Self Colored	2.15
3/4	32,000	6510050	90	0.750	4.50	2.688	0.875	5.25	3.125	Self Colored	4.80
3/4	32,000	6510051	45	0.750	4.50	2.688	0.875	5.25	3.125	Self Colored	4.80
1	58,000	4340890	90	1.000	6.00	3.583	1.000	4.08	1.563	Self Colored	8.60
1	58,000	4340890G	90	1.000	6.00	3.583	1.000	4.08	1.563	Hot dipped Galvanizec	9.60
1-1/8	77,000	4340990	90	1.125	6.75	4.000	1.125	4.59	1.750	Self Colored	10.80
1-1/4	91,000	4341090	90	1.250	7.50	4.438	1.250	5.10	1.938	Self Colored	13.50